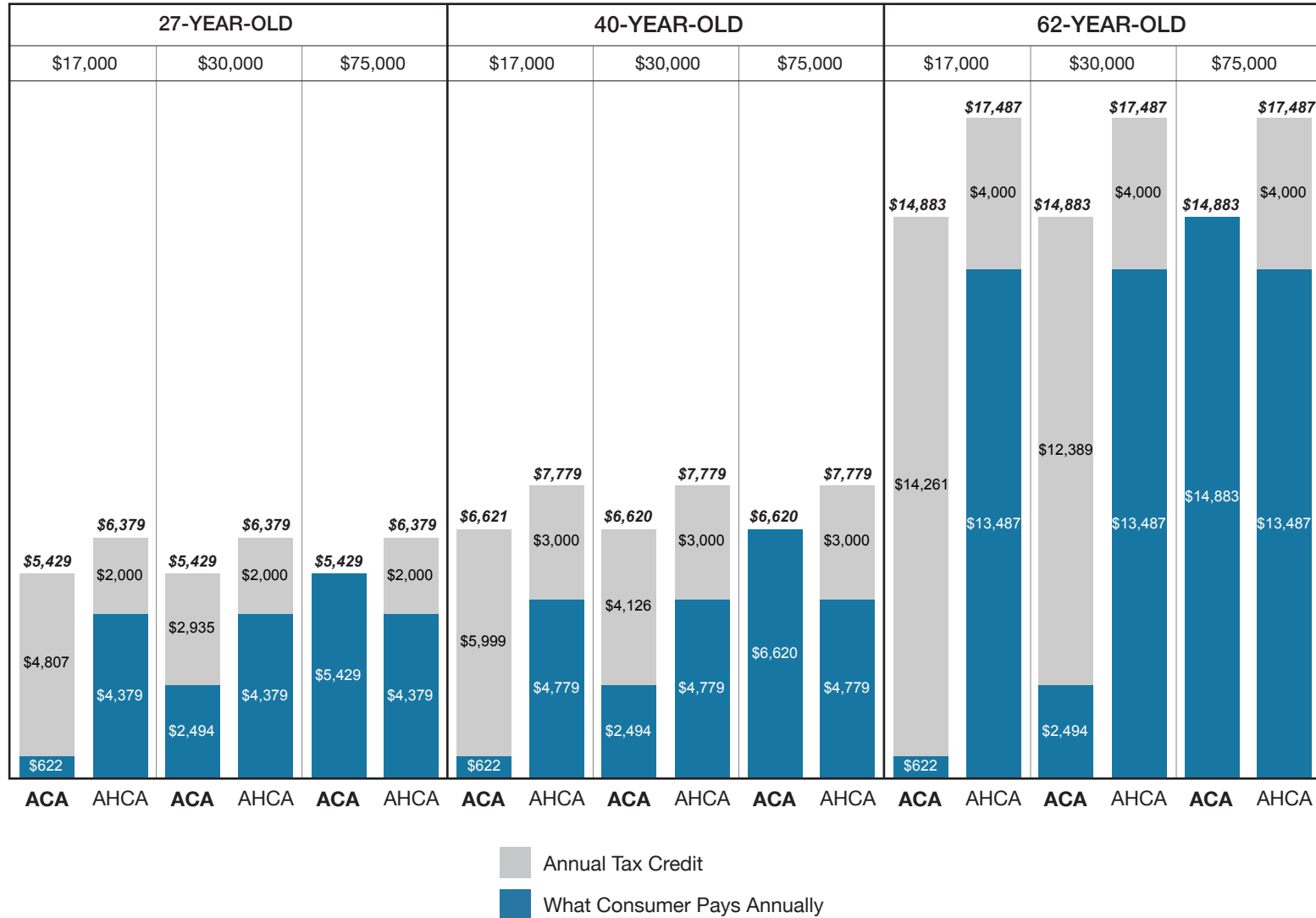


Region 1

Northern California

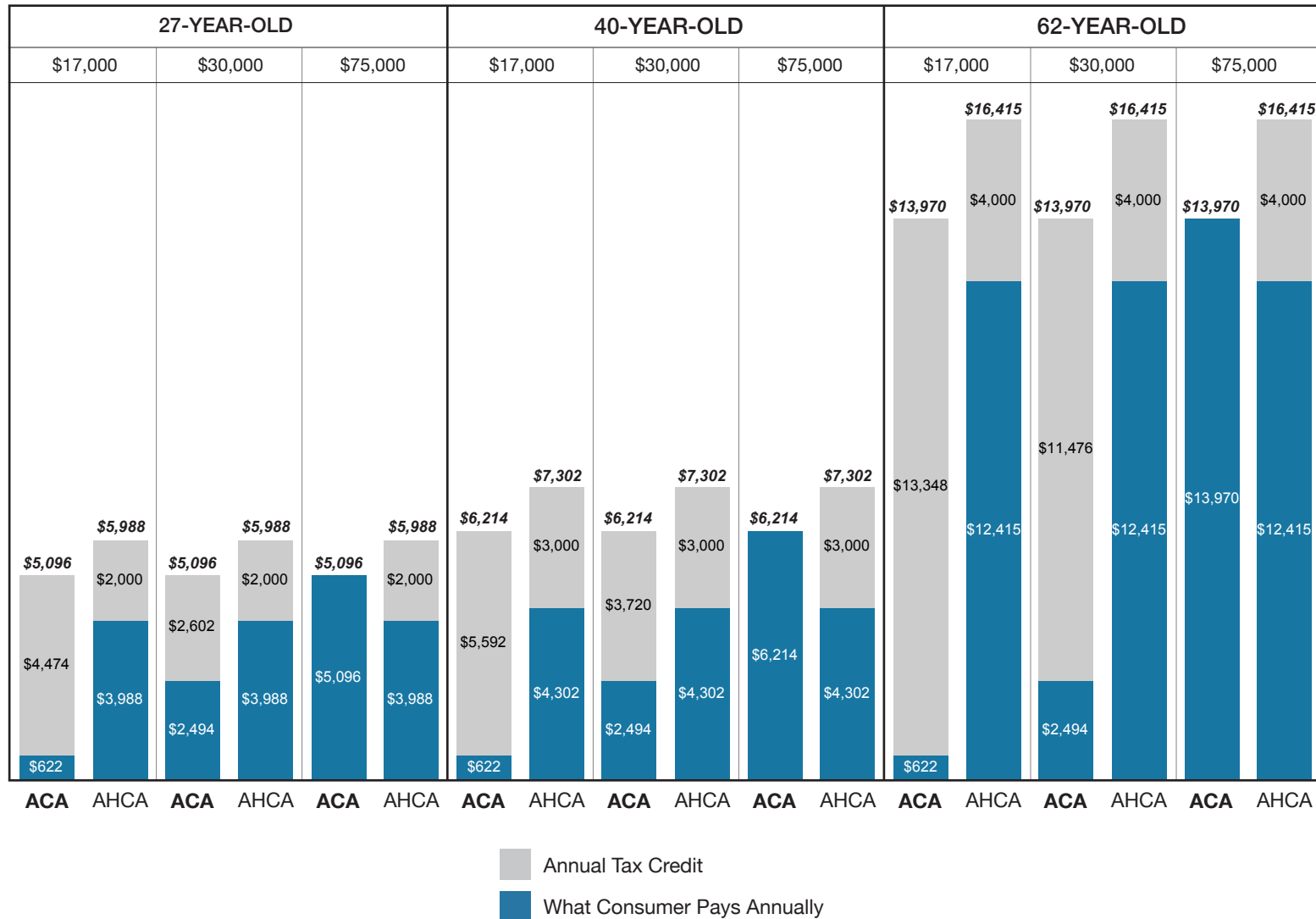
Region 1 counties: Alpine, Amador, Butte, Calaveras, Colusa, Del Norte, Glenn, Humboldt, Lake, Lassen, Mendocino, Modoc, Nevada, Plumas, Shasta, Sierra, Siskiyou, Sutter, Tehama, Trinity, Yuba, Tuolumne



Note: Values at top of bars reflect total cost of premium, which is based on the second-lowest-cost Silver plan in this region. Analysis is based on estimates of 2020 California premiums and tax credits, comparing typical consumer scenarios under the existing Patient Protection and Affordable Care Act (ACA) rules to the proposed American Health Care Act (AHCA). Premium estimates for the scenarios are based on 2017 Covered California second-lowest-cost Silver products, and use Covered California's three-year average premium trend of 7 percent annual increases to estimate a 2020 baseline; AHCA premiums are based on the Congressional Budget Office (CBO) assessment that premiums under AHCA passage would be 15 to 20 percent higher by 2020 than the ACA baseline. For more information, view the CBO's Cost Estimate of the American Health Care Act: <http://bit.ly/2n0WeaT>.

Region 2

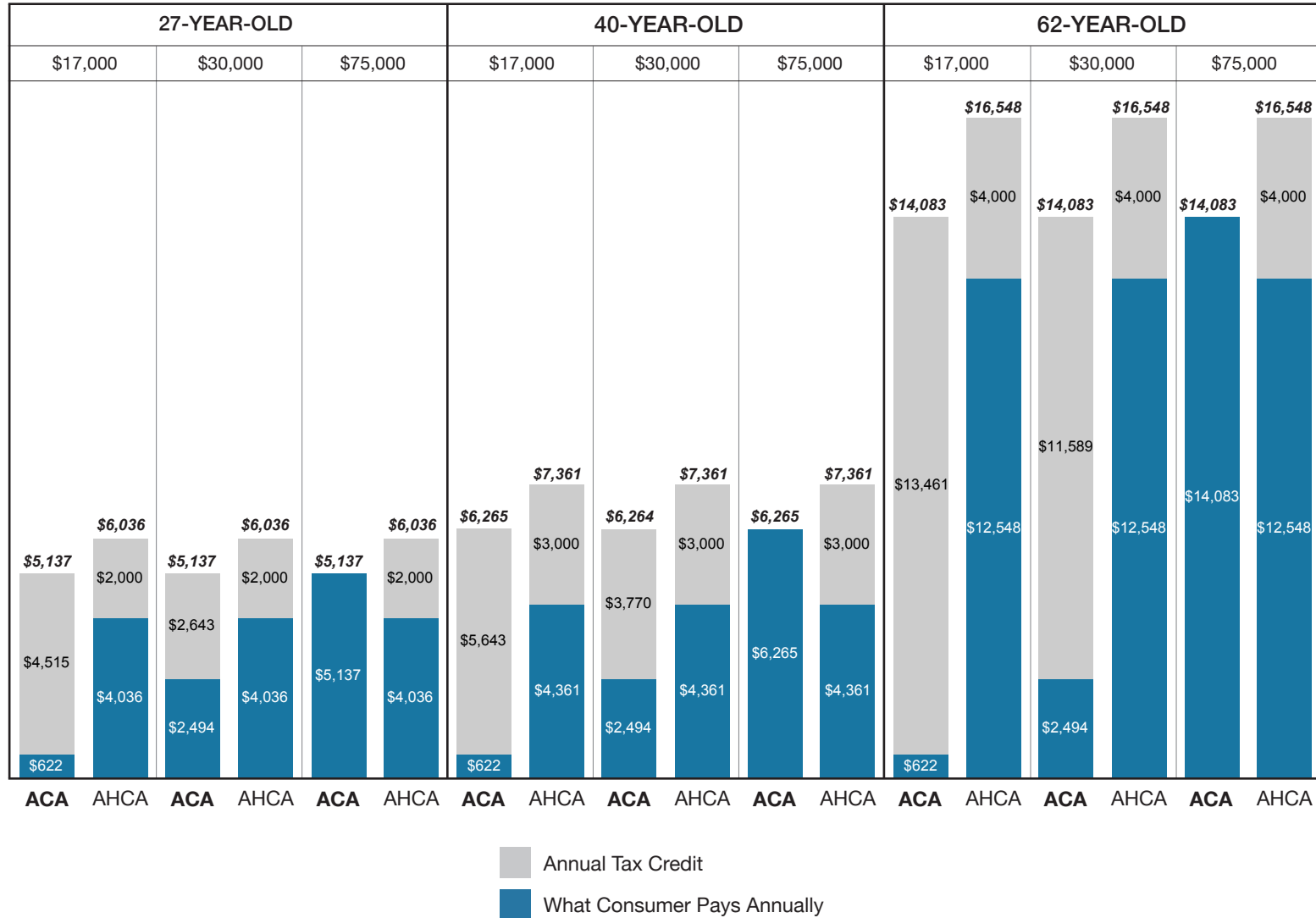
Marin, Napa, Solano and Sonoma counties



Note: Values at top of bars reflect total cost of premium, which is based on the second-lowest-cost Silver plan in this region. Analysis is based on estimates of 2020 California premiums and tax credits, comparing typical consumer scenarios under the existing Patient Protection and Affordable Care Act (ACA) rules to the proposed American Health Care Act (AHCA). Premium estimates for the scenarios are based on 2017 Covered California second-lowest-cost Silver products, and use Covered California's three-year average premium trend of 7 percent annual increases to estimate a 2020 baseline; AHCA premiums are based on the Congressional Budget Office (CBO) assessment that premiums under AHCA passage would be 15 to 20 percent higher by 2020 than the ACA baseline. For more information, view the CBO's Cost Estimate of the American Health Care Act: <http://bit.ly/2n0WeaT>.

Region 3

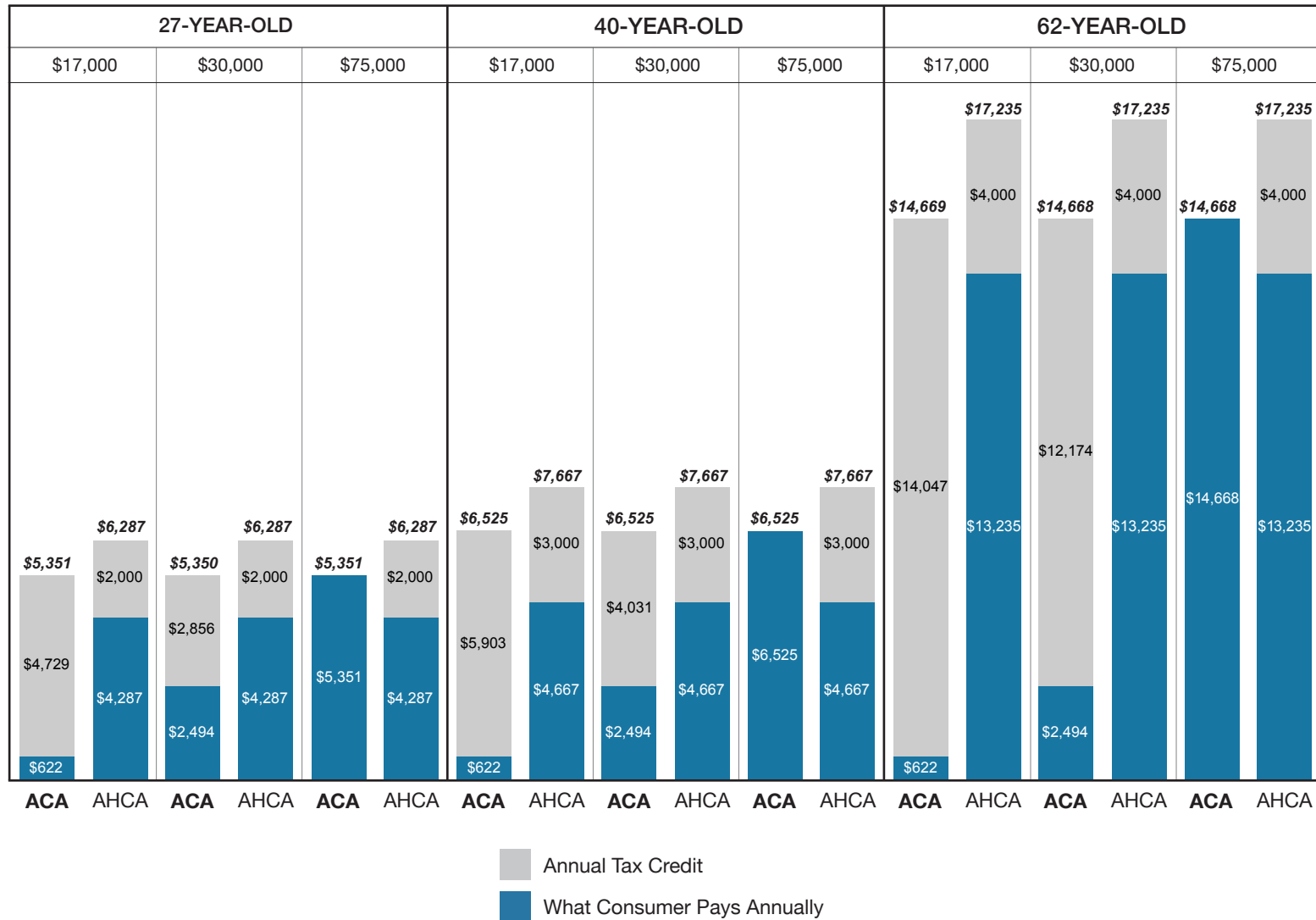
El Dorado, Placer, Sacramento and Yolo counties



Note: Values at top of bars reflect total cost of premium, which is based on the second-lowest-cost Silver plan in this region. Analysis is based on estimates of 2020 California premiums and tax credits, comparing typical consumer scenarios under the existing Patient Protection and Affordable Care Act (ACA) rules to the proposed American Health Care Act (AHCA). Premium estimates for the scenarios are based on 2017 Covered California second-lowest-cost Silver products, and use Covered California's three-year average premium trend of 7 percent annual increases to estimate a 2020 baseline; AHCA premiums are based on the Congressional Budget Office (CBO) assessment that premiums under AHCA passage would be 15 to 20 percent higher by 2020 than the ACA baseline. For more information, view the CBO's Cost Estimate of the American Health Care Act: <http://bit.ly/2n0WeaT>.

Region 4

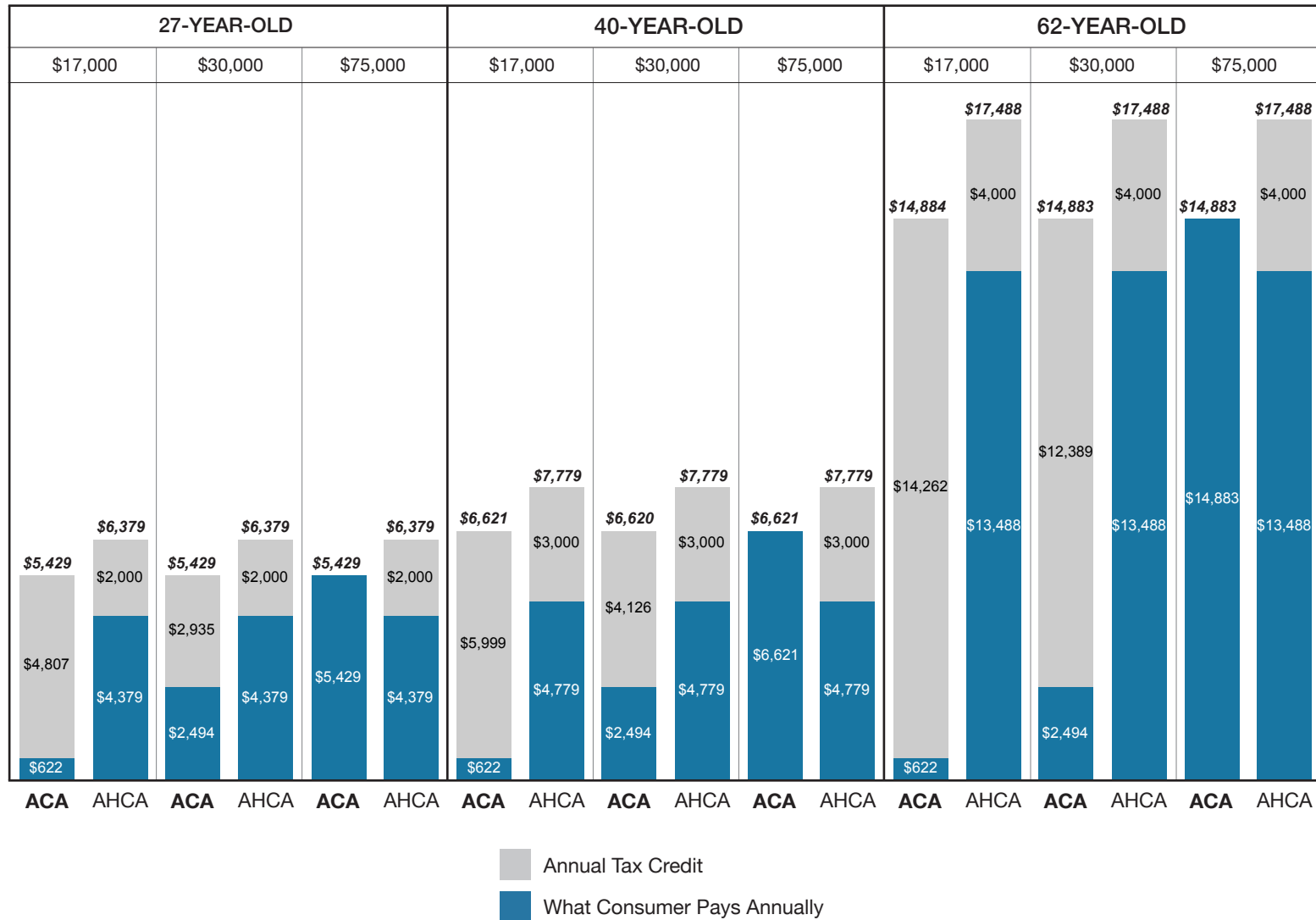
San Francisco County



Note: Values at top of bars reflect total cost of premium, which is based on the second-lowest-cost Silver plan in this region. Analysis is based on estimates of 2020 California premiums and tax credits, comparing typical consumer scenarios under the existing Patient Protection and Affordable Care Act (ACA) rules to the proposed American Health Care Act (AHCA). Premium estimates for the scenarios are based on 2017 Covered California second-lowest-cost Silver products, and use Covered California's three-year average premium trend of 7 percent annual increases to estimate a 2020 baseline; AHCA premiums are based on the Congressional Budget Office (CBO) assessment that premiums under AHCA passage would be 15 to 20 percent higher by 2020 than the ACA baseline. For more information, view the CBO's Cost Estimate of the American Health Care Act: <http://bit.ly/2n0WeaT>.

Region 5

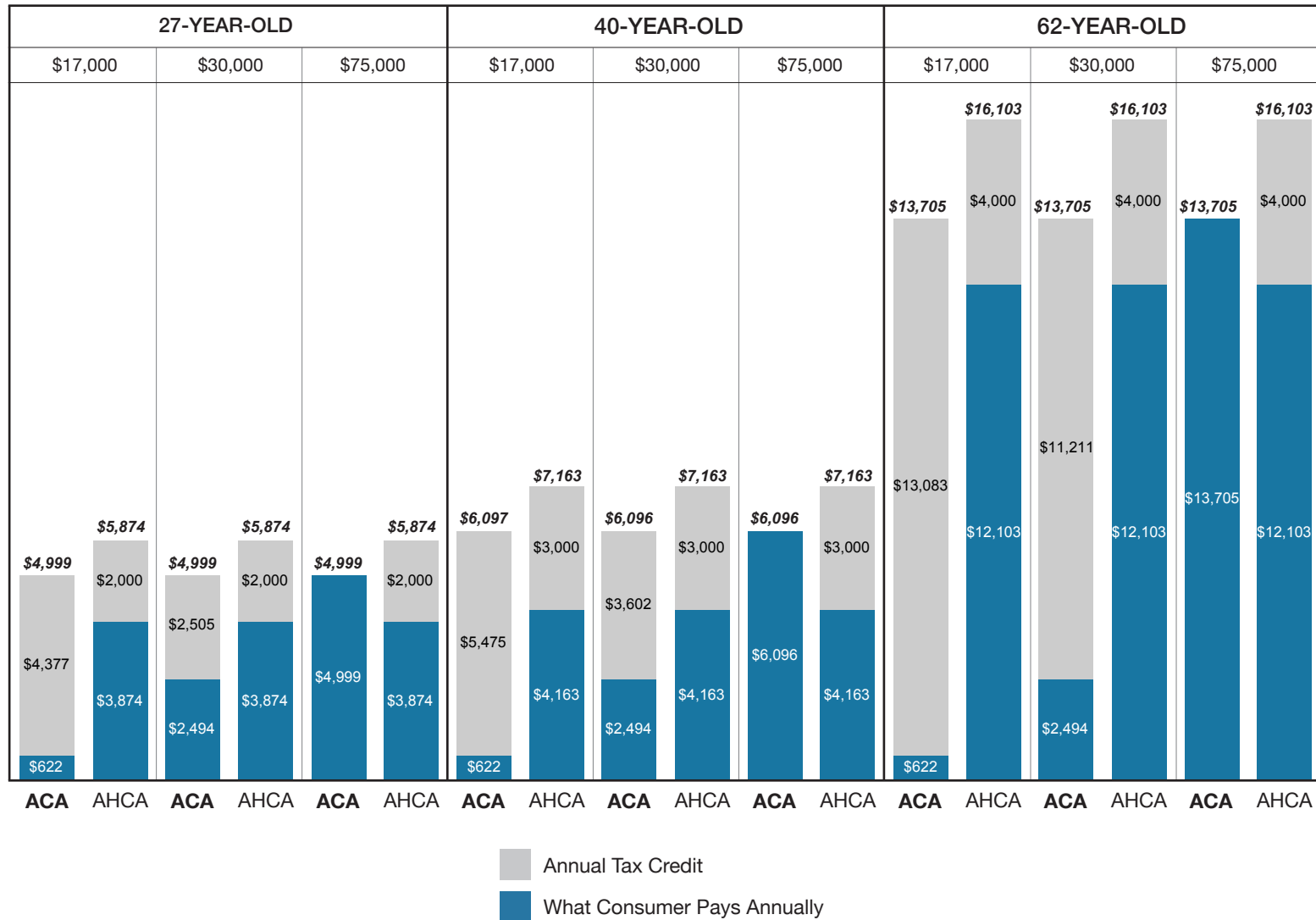
Contra Costa County



Note: Values at top of bars reflect total cost of premium, which is based on the second-lowest-cost Silver plan in this region. Analysis is based on estimates of 2020 California premiums and tax credits, comparing typical consumer scenarios under the existing Patient Protection and Affordable Care Act (ACA) rules to the proposed American Health Care Act (AHCA). Premium estimates for the scenarios are based on 2017 Covered California second-lowest-cost Silver products, and use Covered California's three-year average premium trend of 7 percent annual increases to estimate a 2020 baseline; AHCA premiums are based on the Congressional Budget Office (CBO) assessment that premiums under AHCA passage would be 15 to 20 percent higher by 2020 than the ACA baseline. For more information, view the CBO's Cost Estimate of the American Health Care Act: <http://bit.ly/2n0WeaT>.

Region 6

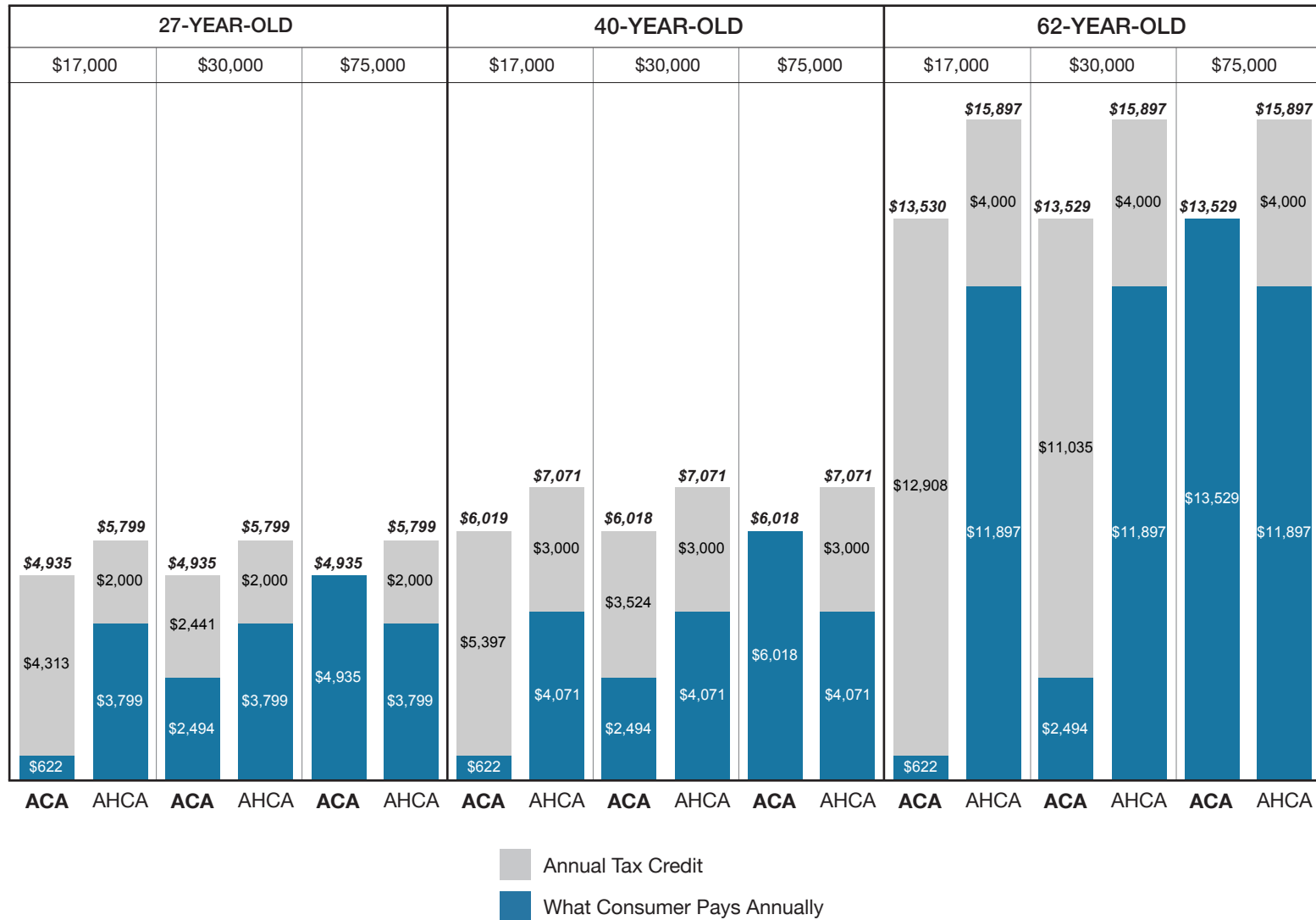
Alameda County



Note: Values at top of bars reflect total cost of premium, which is based on the second-lowest-cost Silver plan in this region. Analysis is based on estimates of 2020 California premiums and tax credits, comparing typical consumer scenarios under the existing Patient Protection and Affordable Care Act (ACA) rules to the proposed American Health Care Act (AHCA). Premium estimates for the scenarios are based on 2017 Covered California second-lowest-cost Silver products, and use Covered California's three-year average premium trend of 7 percent annual increases to estimate a 2020 baseline; AHCA premiums are based on the Congressional Budget Office (CBO) assessment that premiums under AHCA passage would be 15 to 20 percent higher by 2020 than the ACA baseline. For more information, view the CBO's Cost Estimate of the American Health Care Act: <http://bit.ly/2n0WeaT>.

Region 7

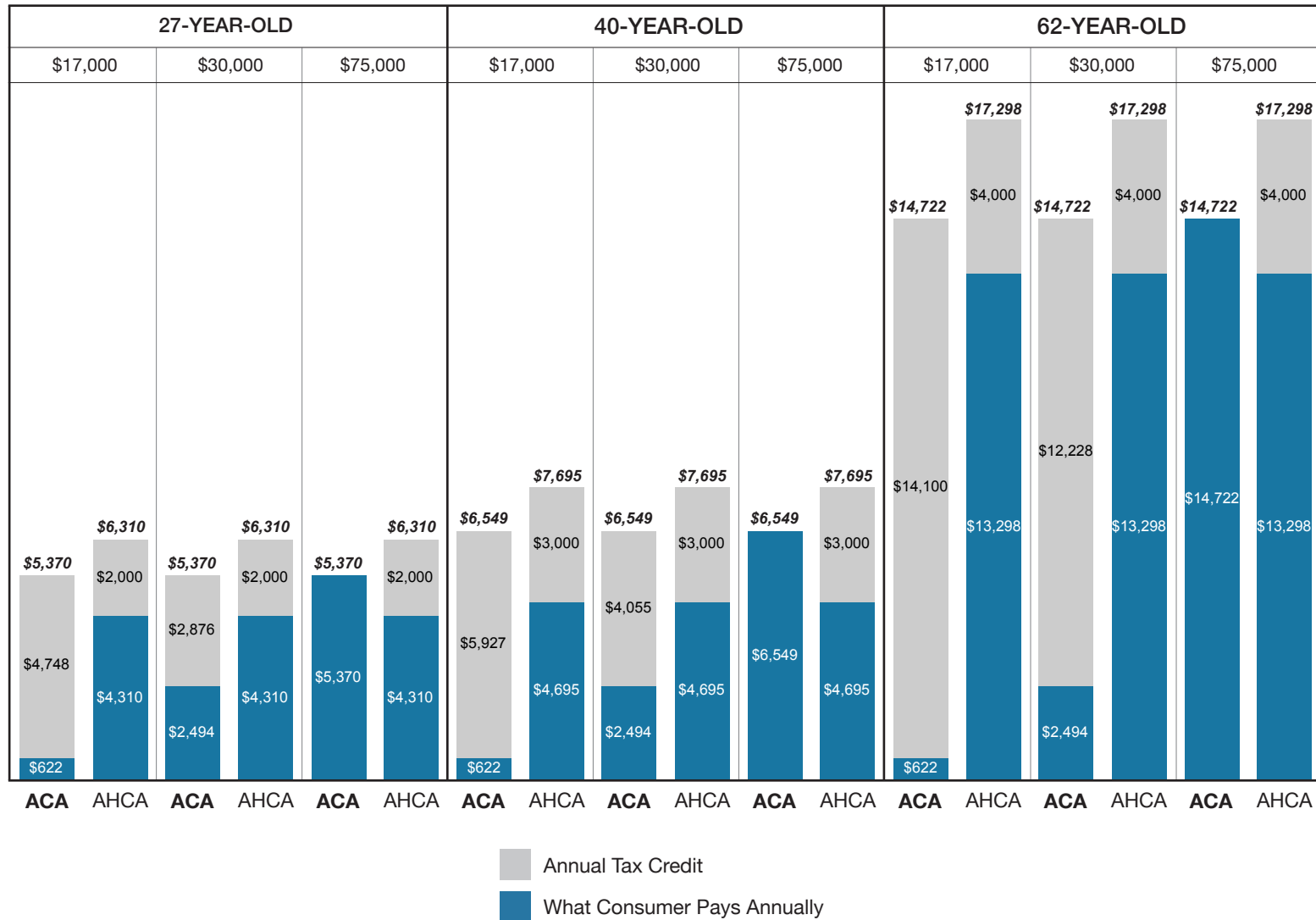
Santa Clara County



Note: Values at top of bars reflect total cost of premium, which is based on the second-lowest-cost Silver plan in this region. Analysis is based on estimates of 2020 California premiums and tax credits, comparing typical consumer scenarios under the existing Patient Protection and Affordable Care Act (ACA) rules to the proposed American Health Care Act (AHCA). Premium estimates for the scenarios are based on 2017 Covered California second-lowest-cost Silver products, and use Covered California's three-year average premium trend of 7 percent annual increases to estimate a 2020 baseline; AHCA premiums are based on the Congressional Budget Office (CBO) assessment that premiums under AHCA passage would be 15 to 20 percent higher by 2020 than the ACA baseline. For more information, view the CBO's Cost Estimate of the American Health Care Act: <http://bit.ly/2n0WeaT>.

Region 8

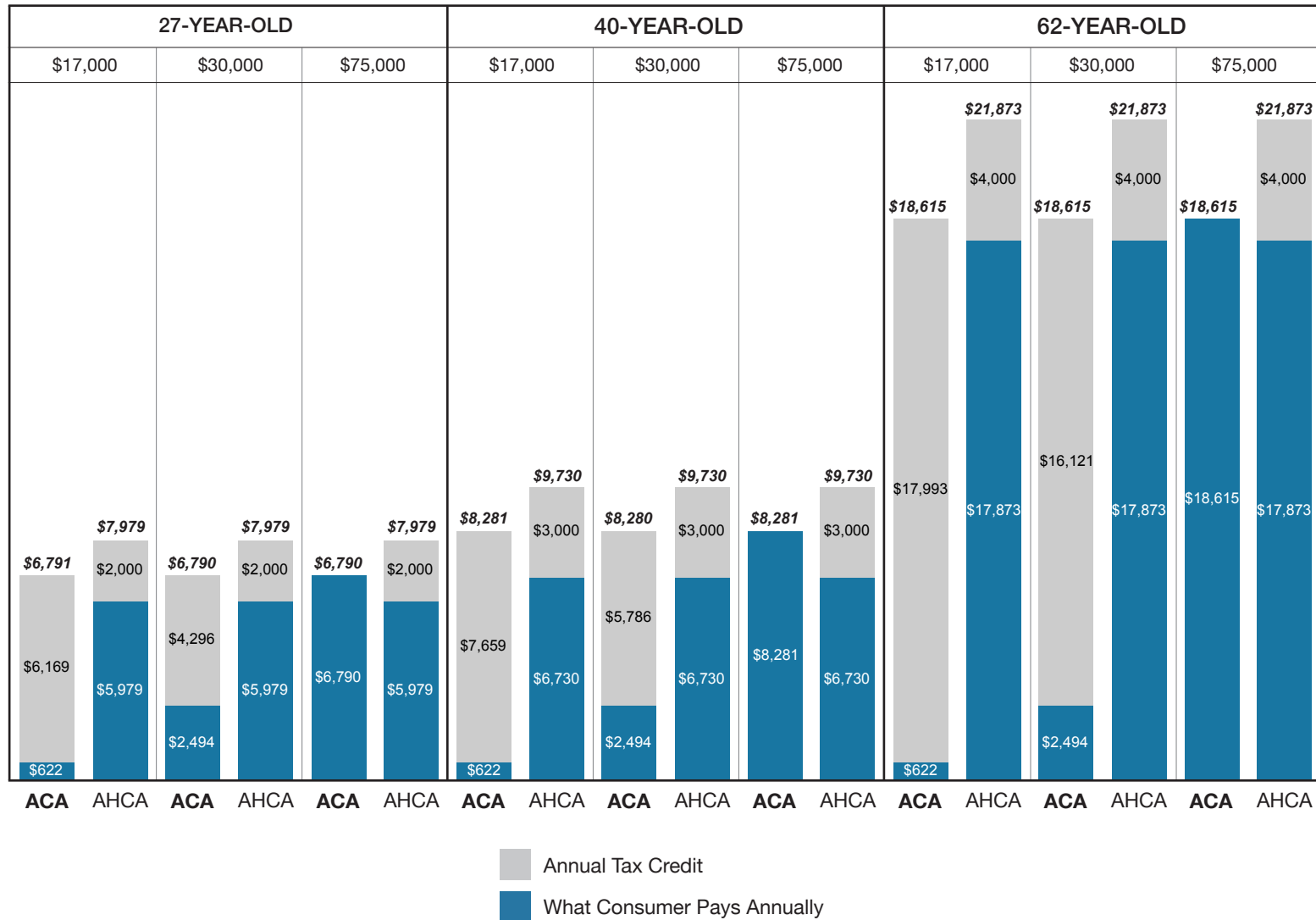
San Mateo County



Note: Values at top of bars reflect total cost of premium, which is based on the second-lowest-cost Silver plan in this region. Analysis is based on estimates of 2020 California premiums and tax credits, comparing typical consumer scenarios under the existing Patient Protection and Affordable Care Act (ACA) rules to the proposed American Health Care Act (AHCA). Premium estimates for the scenarios are based on 2017 Covered California second-lowest-cost Silver products, and use Covered California's three-year average premium trend of 7 percent annual increases to estimate a 2020 baseline; AHCA premiums are based on the Congressional Budget Office (CBO) assessment that premiums under AHCA passage would be 15 to 20 percent higher by 2020 than the ACA baseline. For more information, view the CBO's Cost Estimate of the American Health Care Act: <http://bit.ly/2n0WeaT>.

Region 9

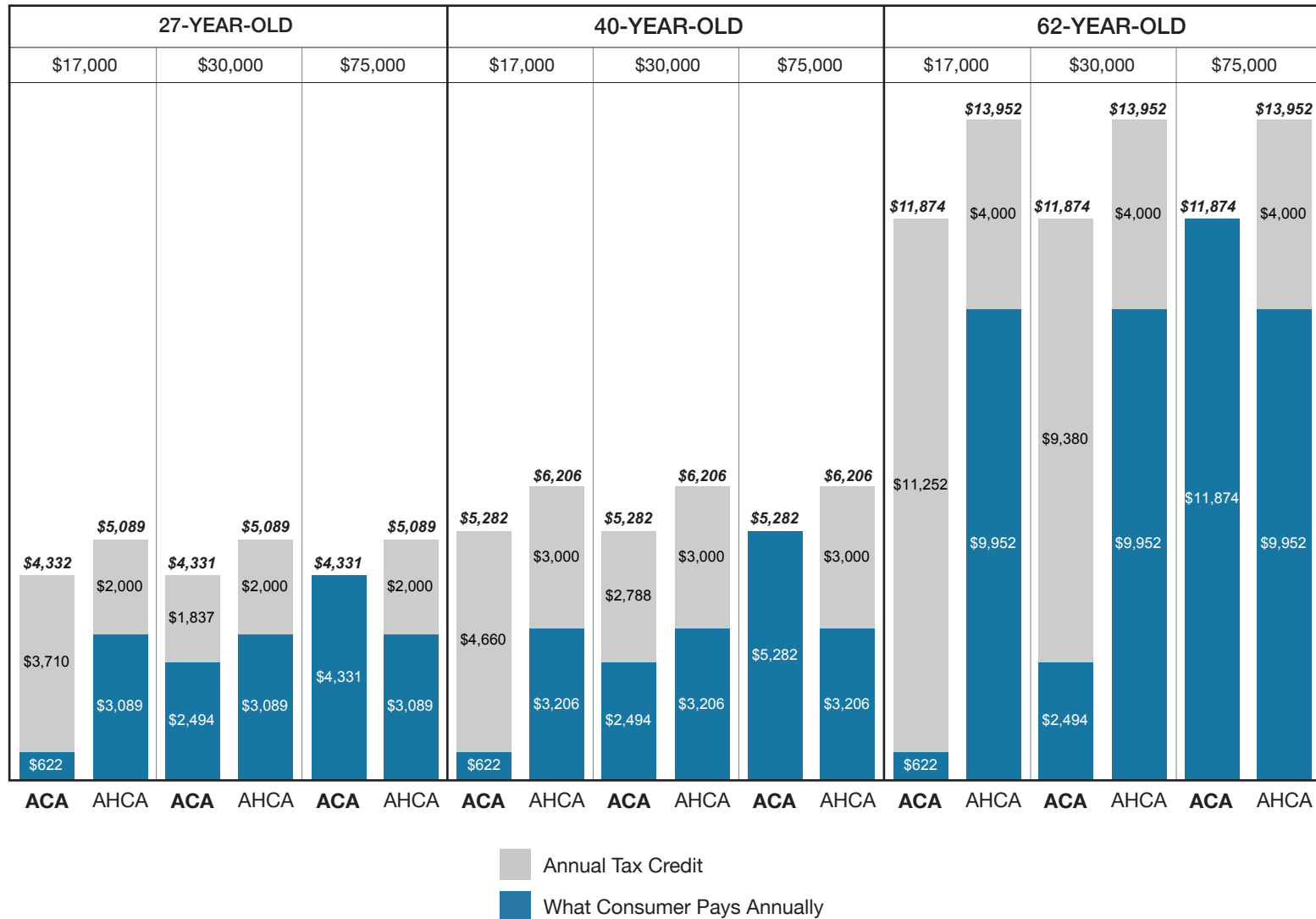
Monterey, San Benito and Santa Cruz counties



Note: Values at top of bars reflect total cost of premium, which is based on the second-lowest-cost Silver plan in this region. Analysis is based on estimates of 2020 California premiums and tax credits, comparing typical consumer scenarios under the existing Patient Protection and Affordable Care Act (ACA) rules to the proposed American Health Care Act (AHCA). Premium estimates for the scenarios are based on 2017 Covered California second-lowest-cost Silver products, and use Covered California's three-year average premium trend of 7 percent annual increases to estimate a 2020 baseline; AHCA premiums are based on the Congressional Budget Office (CBO) assessment that premiums under AHCA passage would be 15 to 20 percent higher by 2020 than the ACA baseline. For more information, view the CBO's Cost Estimate of the American Health Care Act: <http://bit.ly/2n0WeaT>.

Region 10

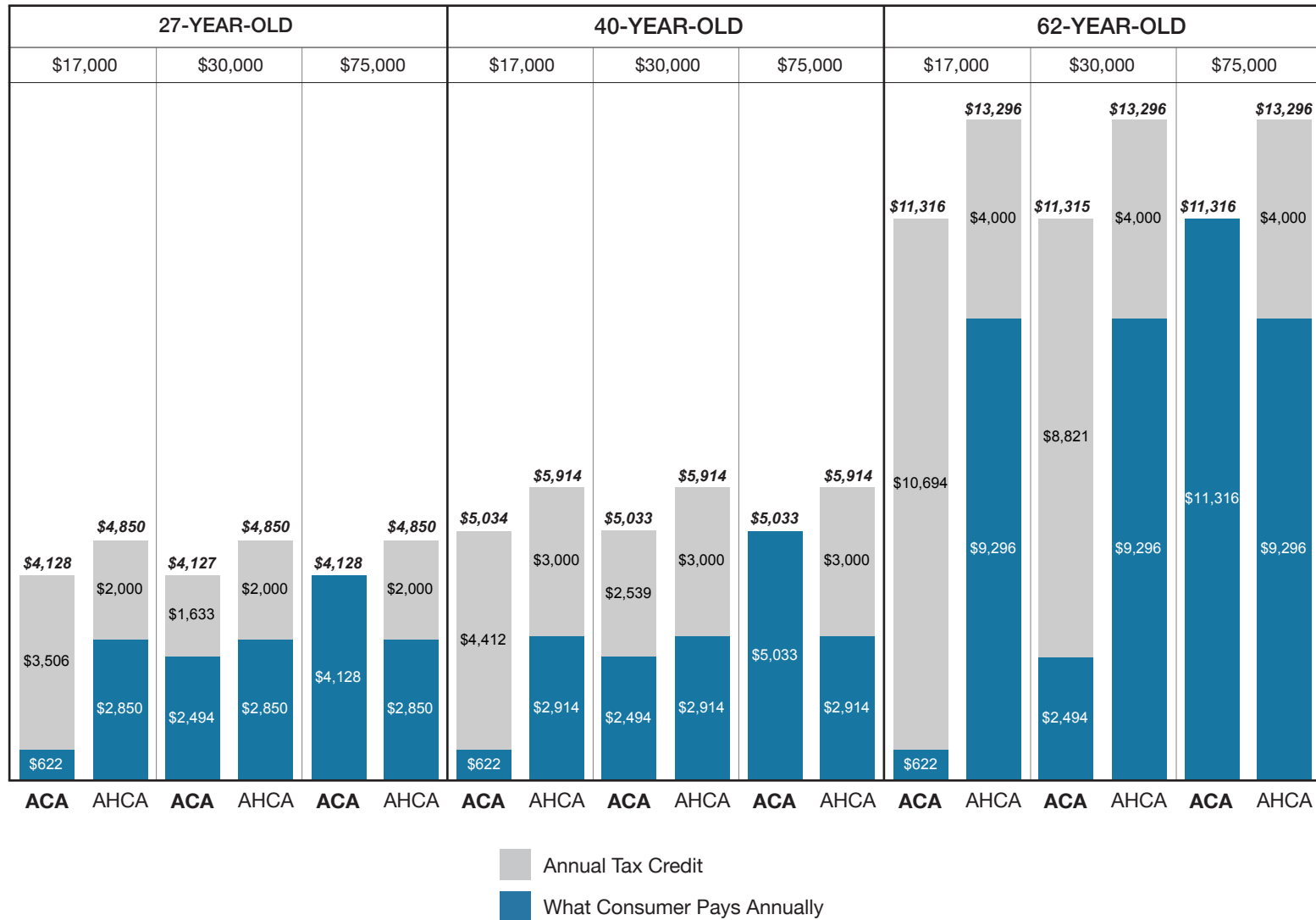
Mariposa, Merced, San Joaquin, Stanislaus and Tulare counties



Note: Values at top of bars reflect total cost of premium, which is based on the second-lowest-cost Silver plan in this region. Analysis is based on estimates of 2020 California premiums and tax credits, comparing typical consumer scenarios under the existing Patient Protection and Affordable Care Act (ACA) rules to the proposed American Health Care Act (AHCA). Premium estimates for the scenarios are based on 2017 Covered California second-lowest-cost Silver products, and use Covered California's three-year average premium trend of 7 percent annual increases to estimate a 2020 baseline; AHCA premiums are based on the Congressional Budget Office (CBO) assessment that premiums under AHCA passage would be 15 to 20 percent higher by 2020 than the ACA baseline. For more information, view the CBO's Cost Estimate of the American Health Care Act: <http://bit.ly/2n0WeaT>.

Region 11

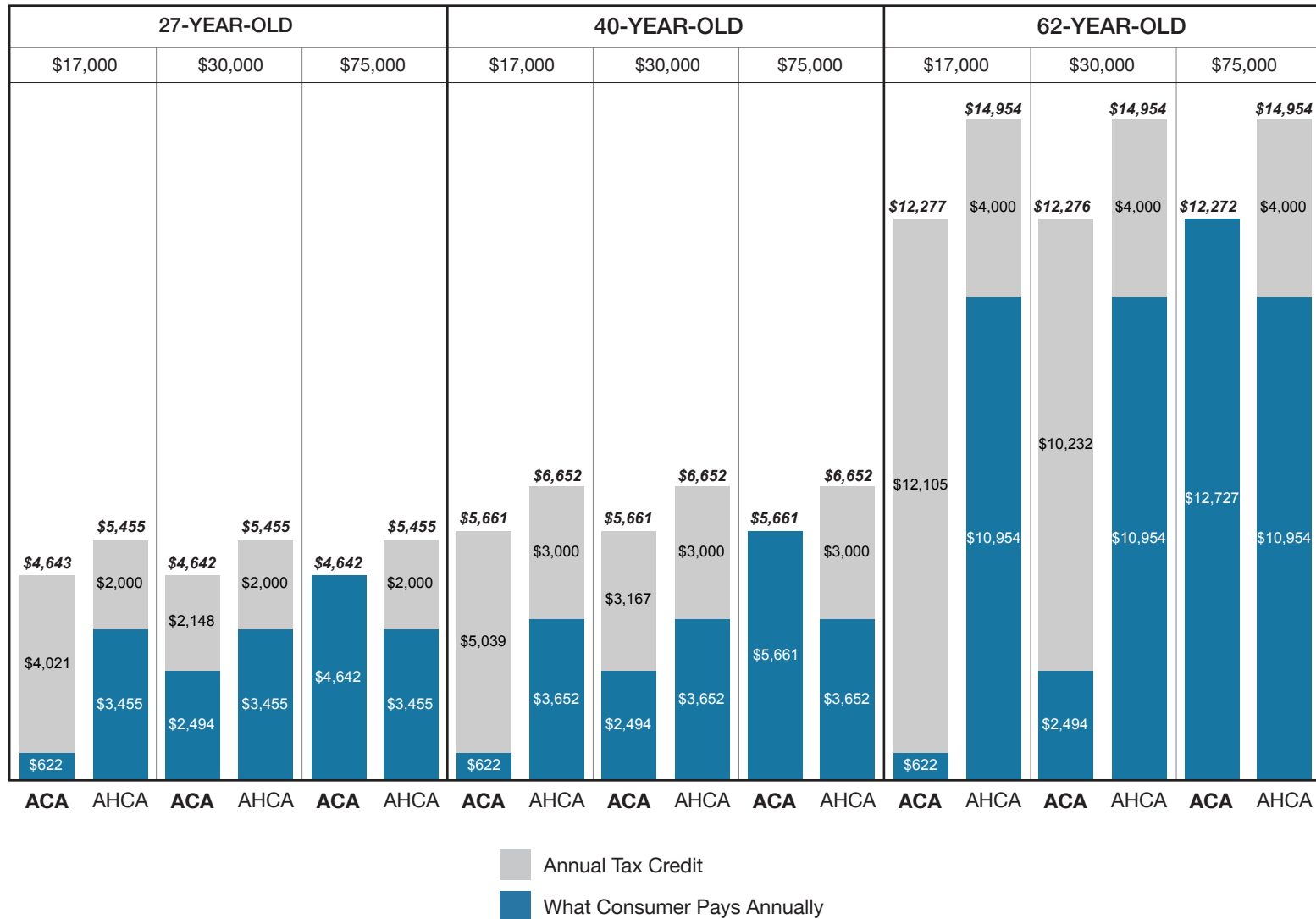
Fresno, Kings and Madera counties



Note: Values at top of bars reflect total cost of premium, which is based on the second-lowest-cost Silver plan in this region. Analysis is based on estimates of 2020 California premiums and tax credits, comparing typical consumer scenarios under the existing Patient Protection and Affordable Care Act (ACA) rules to the proposed American Health Care Act (AHCA). Premium estimates for the scenarios are based on 2017 Covered California second-lowest-cost Silver products, and use Covered California's three-year average premium trend of 7 percent annual increases to estimate a 2020 baseline; AHCA premiums are based on the Congressional Budget Office (CBO) assessment that premiums under AHCA passage would be 15 to 20 percent higher by 2020 than the ACA baseline. For more information, view the CBO's Cost Estimate of the American Health Care Act: <http://bit.ly/2n0WeaT>.

Region 12

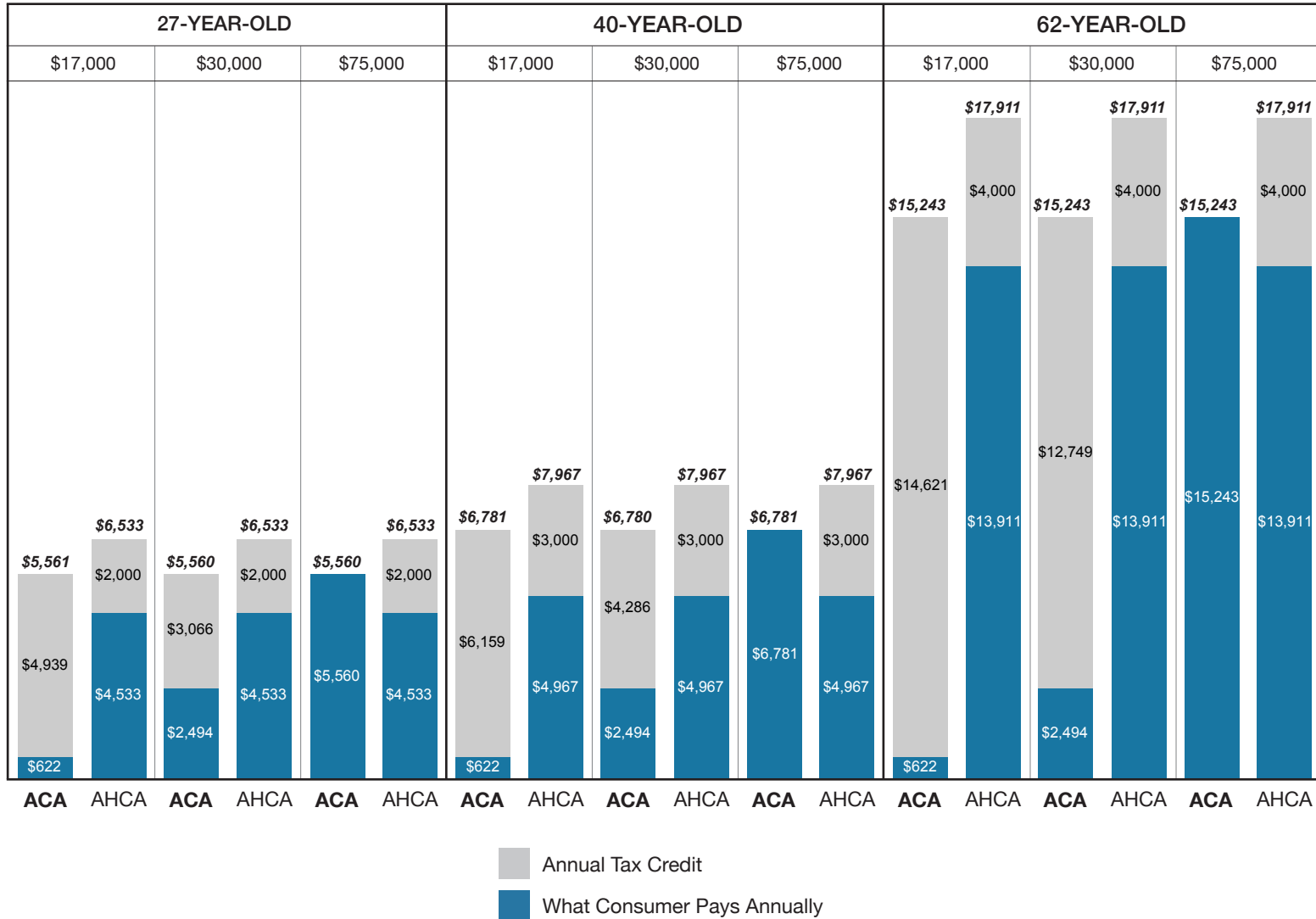
San Luis Obispo, Santa Barbara and Ventura counties



Note: Values at top of bars reflect total cost of premium, which is based on the second-lowest-cost Silver plan in this region. Analysis is based on estimates of 2020 California premiums and tax credits, comparing typical consumer scenarios under the existing Patient Protection and Affordable Care Act (ACA) rules to the proposed American Health Care Act (AHCA). Premium estimates for the scenarios are based on 2017 Covered California second-lowest-cost Silver products, and use Covered California's three-year average premium trend of 7 percent annual increases to estimate a 2020 baseline; AHCA premiums are based on the Congressional Budget Office (CBO) assessment that premiums under AHCA passage would be 15 to 20 percent higher by 2020 than the ACA baseline. For more information, view the CBO's Cost Estimate of the American Health Care Act: <http://bit.ly/2n0WeaT>.

Region 13

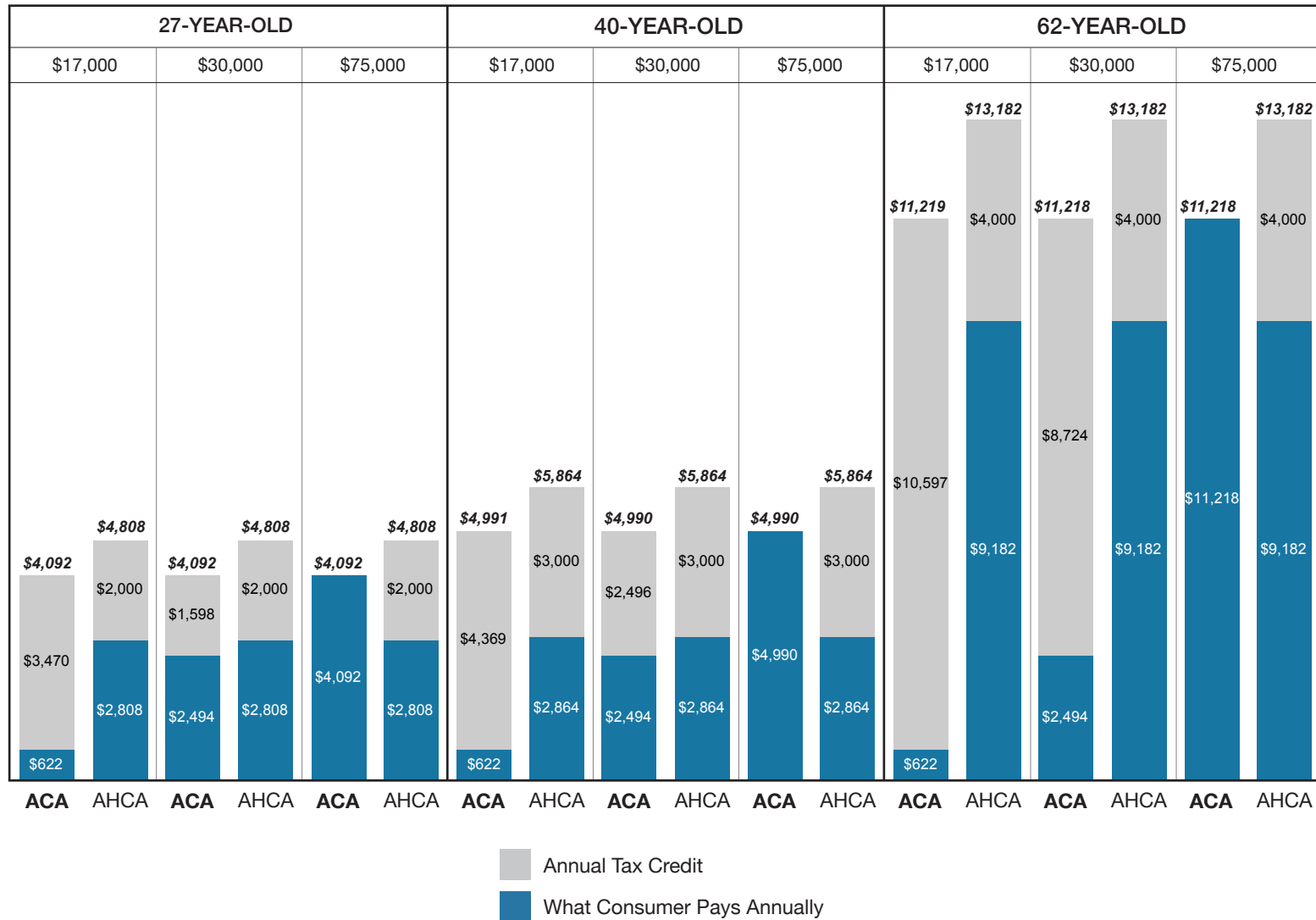
Imperial, Inyo and Mono counties



Note: Values at top of bars reflect total cost of premium, which is based on the second-lowest-cost Silver plan in this region. Analysis is based on estimates of 2020 California premiums and tax credits, comparing typical consumer scenarios under the existing Patient Protection and Affordable Care Act (ACA) rules to the proposed American Health Care Act (AHCA). Premium estimates for the scenarios are based on 2017 Covered California second-lowest-cost Silver products, and use Covered California's three-year average premium trend of 7 percent annual increases to estimate a 2020 baseline; AHCA premiums are based on the Congressional Budget Office (CBO) assessment that premiums under AHCA passage would be 15 to 20 percent higher by 2020 than the ACA baseline. For more information, view the CBO's Cost Estimate of the American Health Care Act: <http://bit.ly/2n0WeaT>.

Region 14

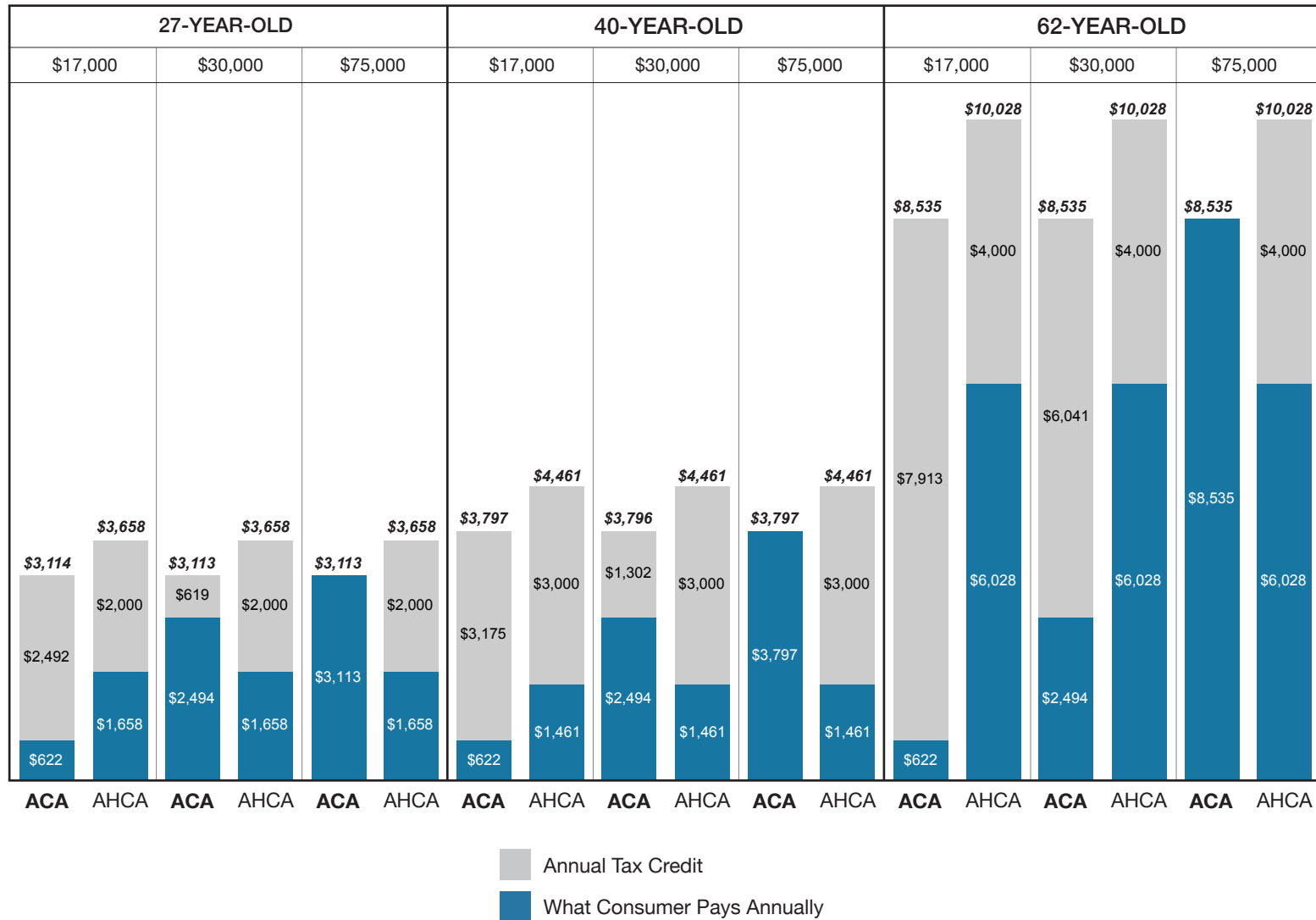
Kern County



Note: Values at top of bars reflect total cost of premium, which is based on the second-lowest-cost Silver plan in this region. Analysis is based on estimates of 2020 California premiums and tax credits, comparing typical consumer scenarios under the existing Patient Protection and Affordable Care Act (ACA) rules to the proposed American Health Care Act (AHCA). Premium estimates for the scenarios are based on 2017 Covered California second-lowest-cost Silver products, and use Covered California's three-year average premium trend of 7 percent annual increases to estimate a 2020 baseline; AHCA premiums are based on the Congressional Budget Office (CBO) assessment that premiums under AHCA passage would be 15 to 20 percent higher by 2020 than the ACA baseline. For more information, view the CBO's Cost Estimate of the American Health Care Act: <http://bit.ly/2n0WeaT>.

Region 15

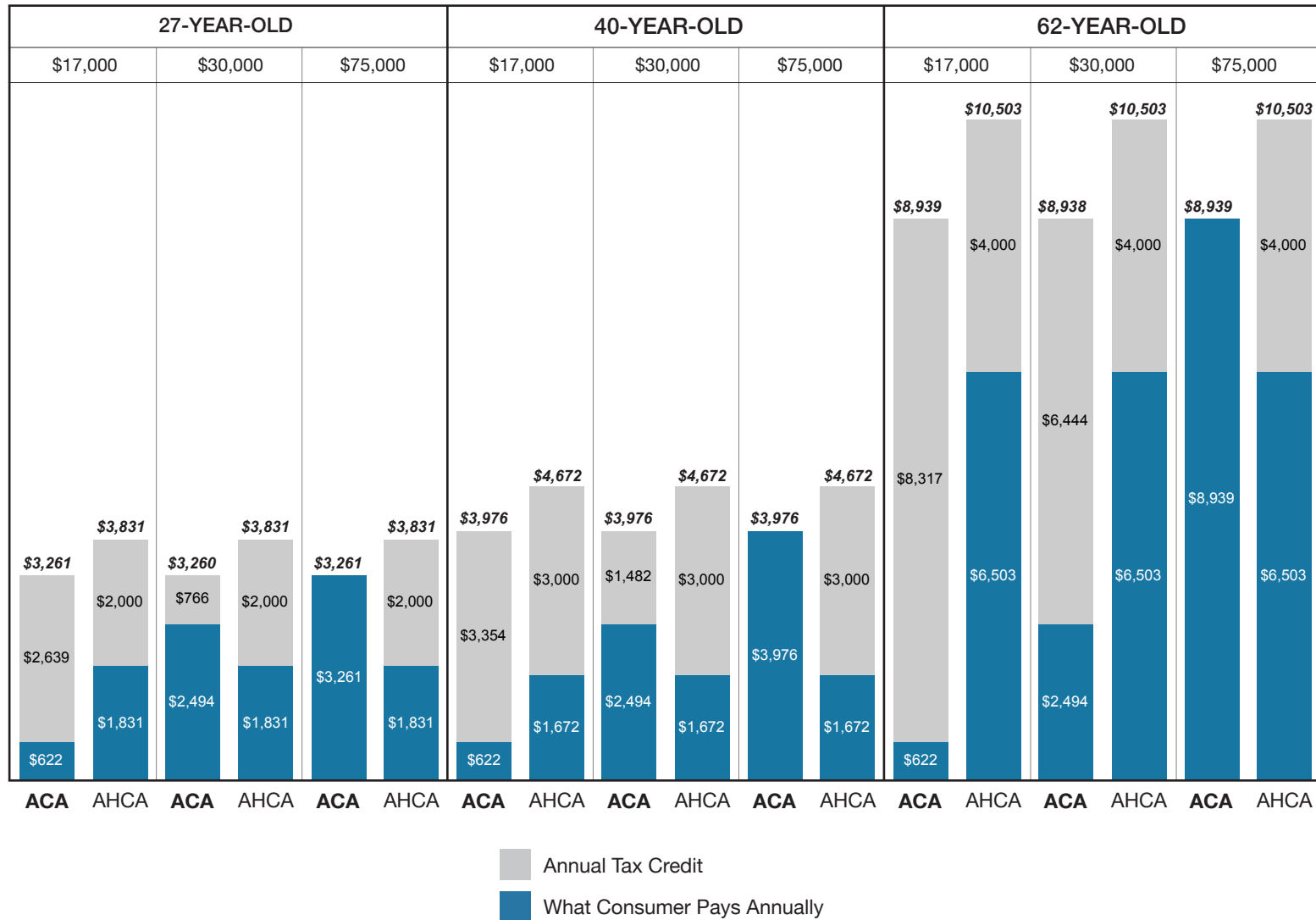
Los Angeles County (partial)



Note: Values at top of bars reflect total cost of premium, which is based on the second-lowest-cost Silver plan in this region. Analysis is based on estimates of 2020 California premiums and tax credits, comparing typical consumer scenarios under the existing Patient Protection and Affordable Care Act (ACA) rules to the proposed American Health Care Act (AHCA). Premium estimates for the scenarios are based on 2017 Covered California second-lowest-cost Silver products, and use Covered California's three-year average premium trend of 7 percent annual increases to estimate a 2020 baseline; AHCA premiums are based on the Congressional Budget Office (CBO) assessment that premiums under AHCA passage would be 15 to 20 percent higher by 2020 than the ACA baseline. For more information, view the CBO's Cost Estimate of the American Health Care Act: <http://bit.ly/2n0WeaT>.

Region 16

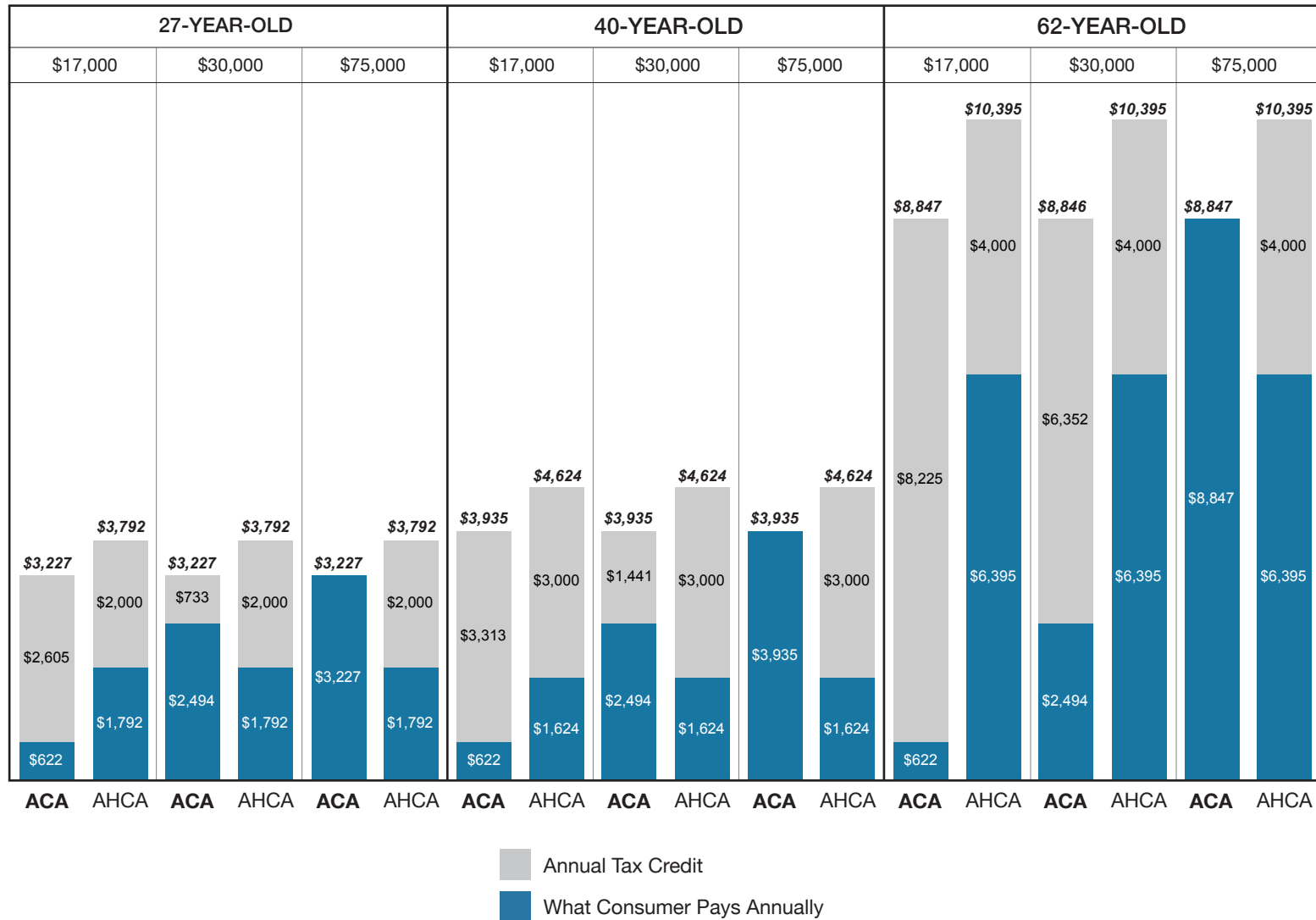
Los Angeles County (partial)



Note: Values at top of bars reflect total cost of premium, which is based on the second-lowest-cost Silver plan in this region. Analysis is based on estimates of 2020 California premiums and tax credits, comparing typical consumer scenarios under the existing Patient Protection and Affordable Care Act (ACA) rules to the proposed American Health Care Act (AHCA). Premium estimates for the scenarios are based on 2017 Covered California second-lowest-cost Silver products, and use Covered California's three-year average premium trend of 7 percent annual increases to estimate a 2020 baseline; AHCA premiums are based on the Congressional Budget Office (CBO) assessment that premiums under AHCA passage would be 15 to 20 percent higher by 2020 than the ACA baseline. For more information, view the CBO's Cost Estimate of the American Health Care Act: <http://bit.ly/2n0WeaT>.

Region 17

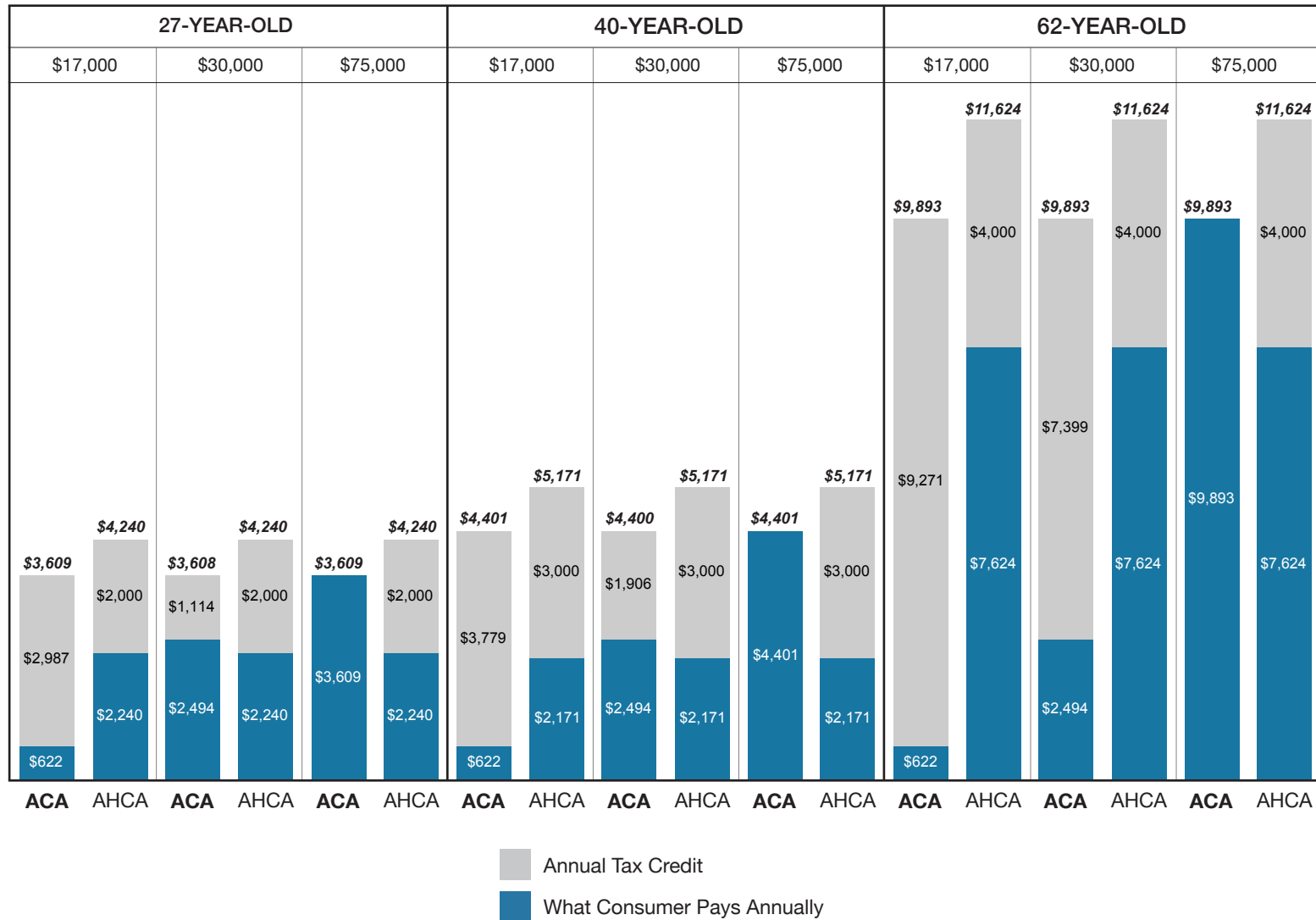
Riverside and San Bernardino counties



Note: Values at top of bars reflect total cost of premium, which is based on the second-lowest-cost Silver plan in this region. Analysis is based on estimates of 2020 California premiums and tax credits, comparing typical consumer scenarios under the existing Patient Protection and Affordable Care Act (ACA) rules to the proposed American Health Care Act (AHCA). Premium estimates for the scenarios are based on 2017 Covered California second-lowest-cost Silver products, and use Covered California's three-year average premium trend of 7 percent annual increases to estimate a 2020 baseline; AHCA premiums are based on the Congressional Budget Office (CBO) assessment that premiums under AHCA passage would be 15 to 20 percent higher by 2020 than the ACA baseline. For more information, view the CBO's Cost Estimate of the American Health Care Act: <http://bit.ly/2n0WeaT>.

Region 18

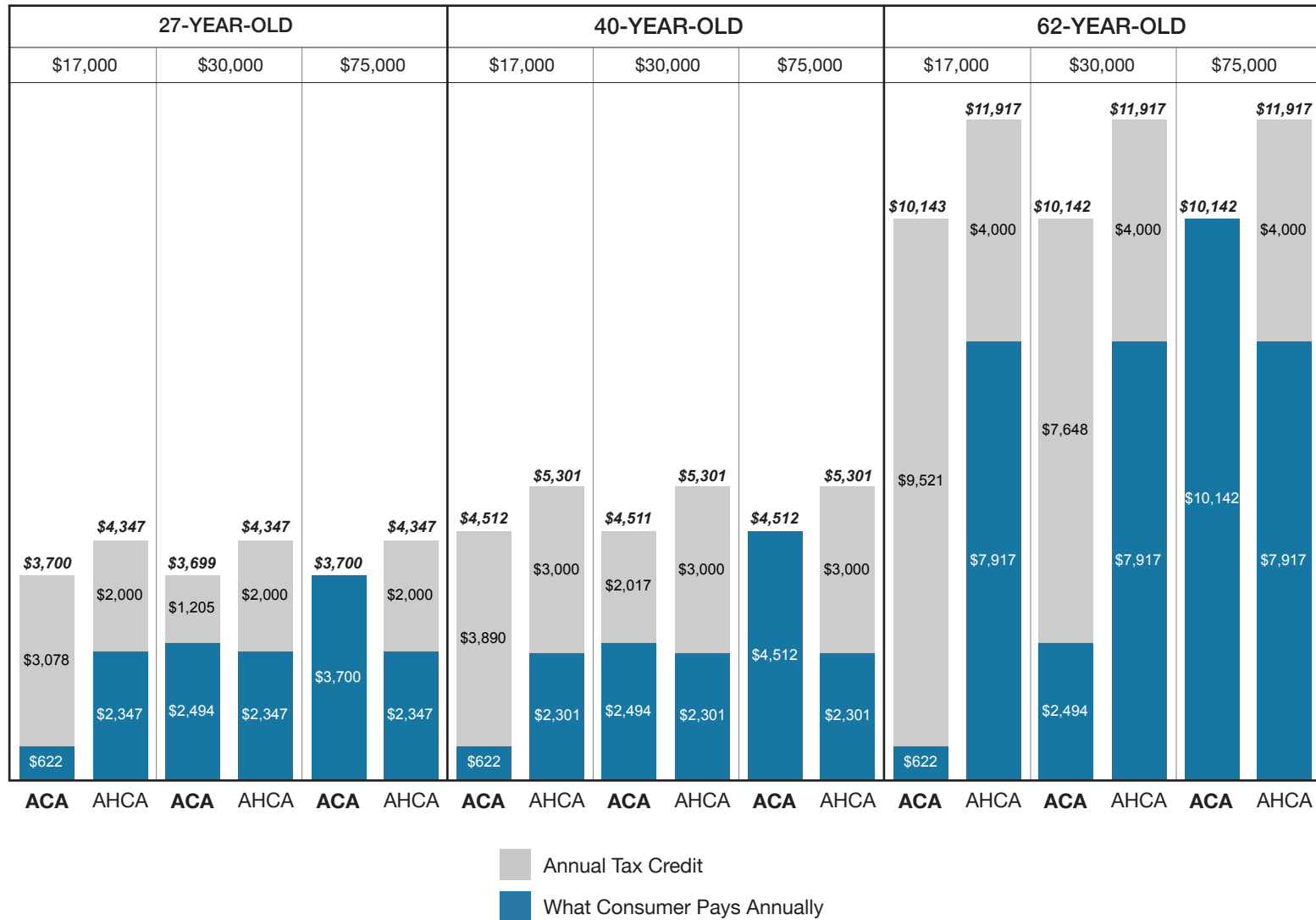
Orange County



Note: Values at top of bars reflect total cost of premium, which is based on the second-lowest-cost Silver plan in this region. Analysis is based on estimates of 2020 California premiums and tax credits, comparing typical consumer scenarios under the existing Patient Protection and Affordable Care Act (ACA) rules to the proposed American Health Care Act (AHCA). Premium estimates for the scenarios are based on 2017 Covered California second-lowest-cost Silver products, and use Covered California's three-year average premium trend of 7 percent annual increases to estimate a 2020 baseline; AHCA premiums are based on the Congressional Budget Office (CBO) assessment that premiums under AHCA passage would be 15 to 20 percent higher by 2020 than the ACA baseline. For more information, view the CBO's Cost Estimate of the American Health Care Act: <http://bit.ly/2n0WeaT>.

Region 19

San Diego County



Note: Values at top of bars reflect total cost of premium, which is based on the second-lowest-cost Silver plan in this region. Analysis is based on estimates of 2020 California premiums and tax credits, comparing typical consumer scenarios under the existing Patient Protection and Affordable Care Act (ACA) rules to the proposed American Health Care Act (AHCA). Premium estimates for the scenarios are based on 2017 Covered California second-lowest-cost Silver products, and use Covered California's three-year average premium trend of 7 percent annual increases to estimate a 2020 baseline; AHCA premiums are based on the Congressional Budget Office (CBO) assessment that premiums under AHCA passage would be 15 to 20 percent higher by 2020 than the ACA baseline. For more information, view the CBO's Cost Estimate of the American Health Care Act: <http://bit.ly/2n0WeaT>.